

LUBRICATION

ORDER

# L05-4310-227-15

6 SEPTEMBER 1966 (SUPERSEDES: LO 5-4310-227-15, 15 JUNE 1965)

**COMPRESSOR, RECIPROCATING, AIR: GASOLINE DRIVEN; 15**

**CFM;175 PSI, RECEIVER MOUNTED (CHAMPION PNEU-**

**MATIC MODEL OEG-458-ENG-1)**

**(CHAMPION PNEUMATIC MODEL OEG-458-ENG-2)**

**(CHAMPION PNEUMATIC MODEL OEG-485-ENG-3)**

**BASE MOUNTED FOR MOUNTING ON ORD TRAILER, WINTER**

**IZED (CHAMPION PNEUMATIC MODEL BMW-452-ENG)**

**BASE MOUNTED, WINTERIZED CHAMPION PNEUMATIC**

**MODEL BMW-452-ENG-1)**

Reference LO 5-2805-203-14 FOR MODEL-OEG-458-ENG-3, and C9100-IL

FOLD

FOLD

Intervals are based on normal hours of operation. Reduce to compensate for abnormal operations and severe conditions. During inactive periods, sufficient lubrication must be performed for adequate preservation.

Clean fittings before lubricating.

Clean parts with SOLVENT, dry-cleaning, or with OIL, fuel, Diesel. Dry before lubricating.

Relubricate after washing or fording,

Drain Crankcase when hot. Fill and check level.

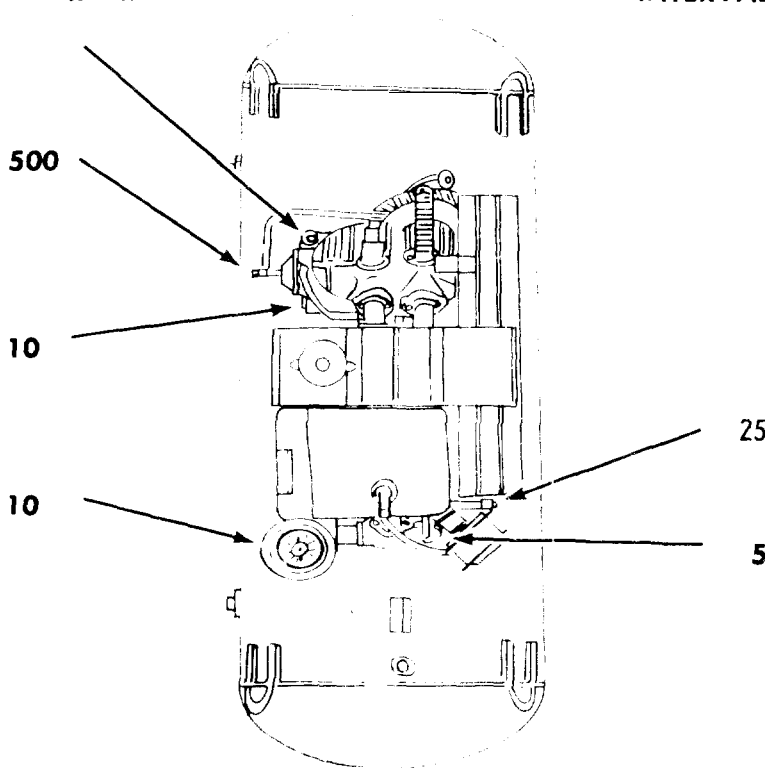
**LUBRICANT • INTERVAL**

Compressor Crankcase 2190  
Fill Plug TEP  
(See Key)

Compressor Crankcase 500  
Drain Plug  
(Drain and refill)

Compressor Crankcase 10  
Oil Level Sight Gage  
(Check Level)

Engine Air Cleaner OE 10  
(Refill oil reservoir to level mark; every 50 hours, disassemble entire unit, clean, re-oil and reassemble)  
(See Key)



**INTERVAL • LUBRICANT**

25 Engine Crankcase  
Drain Plug  
(Drain and refill)

5 OE Engine Crankcase  
Fill and Level Cap  
(See Key)  
(Check level)

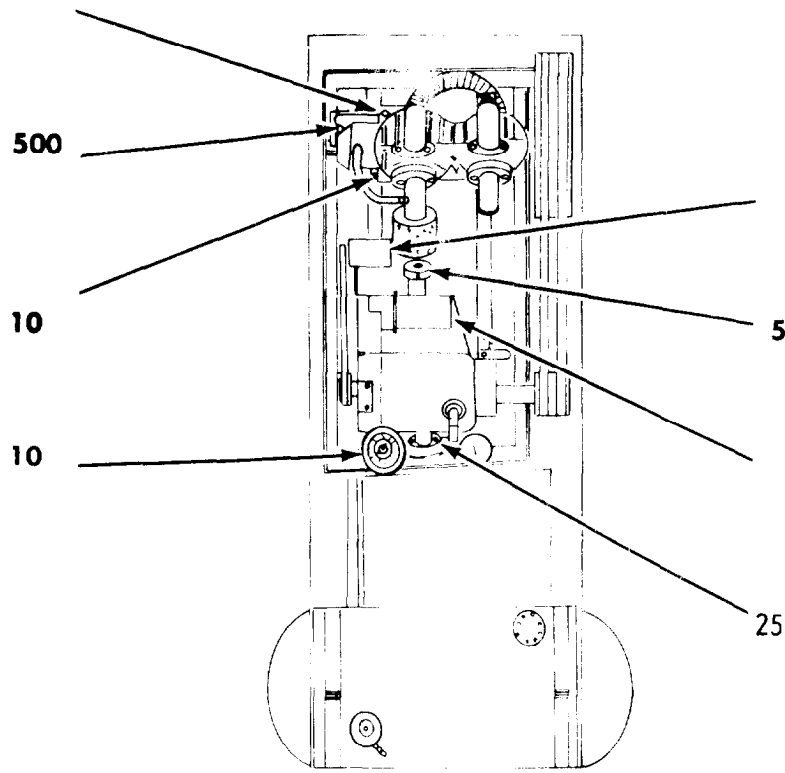
CAUTION: When OES oil is used the level will be checked more often.

MODEL OEG-458-ENG-1-ENG-2-ENG-3

LUBRICANT • INTERVAL

INTERVAL • LUBRICANT

- Compressor Crankcase 2190  
Fill Plug TEP  
(See Key)
- Compressor Crankcase  
Drain Plug  
(Drain and refill)
- Compressor Crankcase  
Oil Level Sight Gage  
(Check level)
- Engine Air Cleaner OE 10  
(Refill oil reservoir  
to level mark; every  
50 hours, dis-  
assemble entire unit,  
clean, re-oil and  
reassemble)  
(See Key)



- Generator  
(Sealed bearings, no  
lubrication required)
- 5 OE Engine Crankcase Fill  
and Level Cap  
(See Key)  
(Check Level)
- Starter  
(Sealed bearings, no  
lubrication required)
- 25 Engine Crankcase  
Drain Plug  
(Drain and refill)
- CAUTION: When OES  
oil is used the  
level will be  
checked more often.

MODEL BMW-452-ENG  
and  
MODEL BMW-452-ENG-1

FOLD

FOLD

-KEY-

LUBRICANT	CAPACITY	EXPECTED TEMPERATURES			INTERVALS
		Above +32°F	+40°F to -10°F	0° F to -65°F	
<b>2190-TEP LUBRICATING OIL, General Purpose</b>					Intervals given are in hours of normal operation.
Compressor Crankcase	2 1/2 qt ea	<b>2190 TEP</b>	<b>2110 TH</b>	<b>2075 TH</b>	
<b>OE - OIL, Engine, Heavy Duty</b>					
Engine Air Cleaner	1/5 qt ea	<b>OE 30</b> or <b>9250</b>	<b>OE 10</b> or <b>9110</b>	<b>OES</b>	
Engine Crankcase	1 qt ea				
Oil Can Points					
<b>OES-OIL, Engine, Sub-zero</b>					

NOTES:

1. FOR OPERATION OF EQUIPMENT IN PROTRACTED COLD TEMPERATURES BELOW -10°F. Remove lubricants prescribed in the key for temperatures above -10°F. Clean parts with SOLVENT, dry-cleaning. Relubricate with lubricants specified in the key for temperatures below -10°F.

2. OIL CAN POINTS. Every 50 hours lubricate control and all exposed adjusting threads with OE.

Copy of this Lubrication Order will remain with the equipment at all times; instructions contained herein are mandatory.

BY ORDER OF THE  
SECRETARY OF THE ARMY:

HAROLD K. JOHNSON,  
General, United States Army,  
Chief of Staff

OFFICIAL:

KENNETH G. WICKHAM,  
Major General, United States Army,  
The Adjutant General.

LO 5-4310-227-15 DISTRIBUTION: Active Army: USASA (2); ACS1 (1); DCSLOG (1); CNGB (1); TSG (1); CofEngrs (3); CC-E (1); Dir of Trans (1); CofSp5 (1); USAMB (1); USAARTYBD (2); USAARMBD (2); USAJB (2); USAADBD (2); USAAESWBD (2); USAAVNBD (2); USCONARC (3); OS Maj Comd (5) except USASETAF (2); USARJ (2); USAMOCOM (2); MDW (1); Armies (2); Corps (2); Div (2); Bde (2); Div Arty (2); Regt/Gp/BG (2); Bn (1); Co (1); Svc Colleges (2); Br Svc Sch (2); USACDCEC (10); USMA (2); GENDEP (10); Engr Dep (10); A Dep (2) except TOAD (1); USA Tml Comd (2); Army Tml (2); Div Engr (2); Dist Engr (2); USAERDL (3); USAMEC (46); Engr Cen (5); USAREUR Engr Proc Cen (2); USAREUR Engr Sup Con Agcy (10); Engr FLDMS (2); Ft Knox FLDMS (10); Fld Comd, DASA (8); AMS (3); USAREURCOMZ (2); USAC (1); MAAG (1); JBUSMC (1); NG: State AG (3); USAR: Same as Active Army except allowance is one copy to each unit. For explanation of abbreviations used, see AR 320-50.

**LUBRICATION  
ORDER**

# LO 5-4310-227-15

6 SEPTEMBER 1966 (SUPERSEDES: LO 5-4310-227-15, 15 JUNE 1965)

**COMPRESSOR, RECIPROCATING, AIR: GASOLINE DRIVEN; 15  
CFM; 175 PSI, RECEIVER MOUNTED (CHAMPION PNEU-  
MATIC MODEL OEG-458-ENG-1)**

**(CHAMPION PNEUMATIC MODEL OEG-458-ENG-2)**

**(CHAMPION PNEUMATIC MODEL OEG-485-ENG-3)**

**BASE MOUNTED FOR MOUNTING ON ORD TRAILER, WINTER  
IZED (CHAMPION PNEUMATIC MODEL BMW-452-ENG)**

**BASE MOUNTED, WINTERIZED (CHAMPION PNEUMATIC  
MODEL BMW-452-ENG-1)**

Reference LO 5-2805-203-14 FOR MODEL OEG-458-ENG-3, and C9100-1L

FOLD

FOLD

Intervals are based on normal hours of operation. Reduce to compensate for abnormal operations and severe conditions. During inactive periods, sufficient lubrication must be performed for adequate preservation.

Clean fittings before lubricating.

Clean parts with SOLVENT, dry-cleaning, or with OIL, fuel, Diesel. Dry before lubricating.

Relubricate after washing or fording.

Drain Crankcase when hot. Fill and check level.

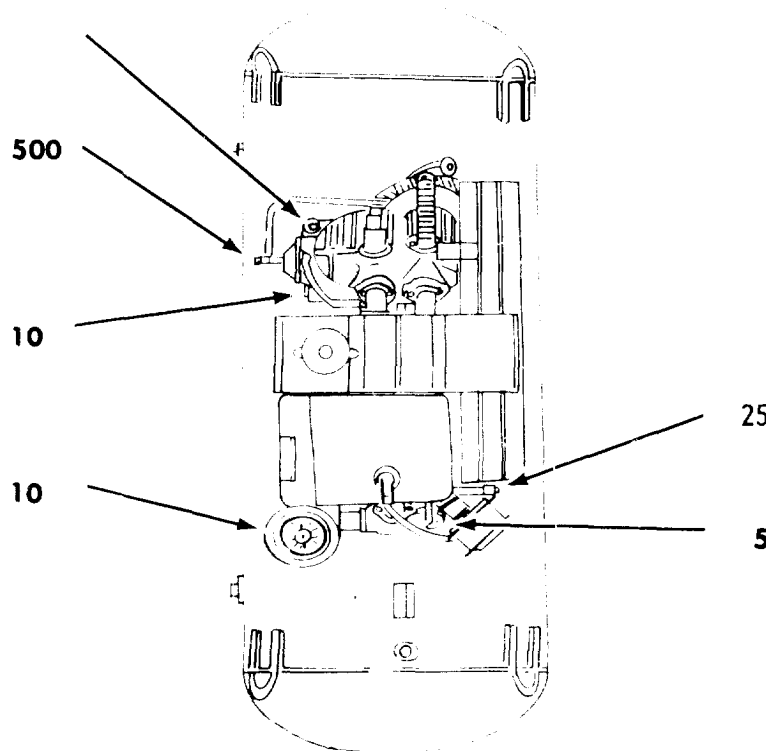
**LUBRICANT • INTERVAL**

Compressor Crankcase 2190  
Fill Plug TEP  
(See Key)

Compressor Crankcase 500  
Drain Plug  
(Drain and refill)

Compressor Crankcase 10  
Oil Level Sight Gage  
(Check Level)

Engine Air Cleaner OE 10  
(Refill oil reservoir to level mark; every 50 hours, disassemble entire unit, clean, re-oil and reassemble)  
(See Key)



**INTERVAL • LUBRICANT**

25 Engine Crankcase  
Drain Plug  
(Drain and refill)

5 OE Engine Crankcase  
Fill and Level Cap  
(See Key)  
(Check level)

CAUTION: When OES oil is used the level will be checked more often.

MODEL OEG-458-ENG 1-ENG-2-ENG-3

LUBRICANT • INTERVAL

INTERVAL • LUBRICANT

Compressor Crankcase 2190  
Fill Plug TEP  
(See Key)

Compressor Crankcase  
Drain Plug  
(Drain and refill)

Compressor Crankcase  
Oil Level Sight Gage  
(Check level)

Engine Air Cleaner OE 10  
(Refill oil reservoir  
to level mark; every  
50 hours, dis-  
assemble entire unit,  
clean, re-oil and  
reassemble)  
(See Key)

500

10

OE 10

5

5

OE

25

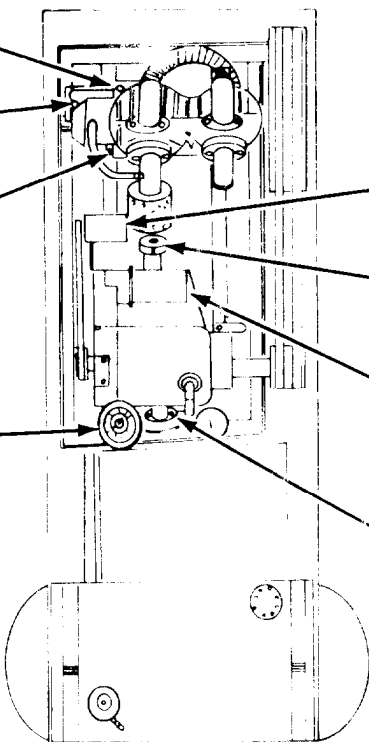
Generator  
(Sealed bearings, no  
lubrication required)

Engine Crankcase Fill  
and Level Cap  
(See Key)  
(Check Level)

Starter  
(Sealed bearings, no  
lubrication required)

Engine Crankcase  
Drain Plug  
(Drain and refill)

CAUTION: When OES  
oil is used the  
level will be  
checked more often.



MODEL BMW-452-ENG

and

MODEL BMW-452-ENG-1

FOLD

FOLD

-KEY-

LUBRICANT	CAPACITY	EXPECTED TEMPERATURES			INTERVALS
		Above +32°F	+40°F to -10°F.	0° F to -65°F	
<b>2190-TEP LUBRICATING OIL, General Purpose</b>		<b>2190 TEP</b>	<b>2110 TH</b>	<b>2075 TH</b>	Intervals given are in hours of normal operation.
Compressor Crankcase	2 1/2 qt ea				
<b>OE - OIL, Engine, Heavy Duty</b>		<b>OE 30</b>	<b>OE 10</b>	<b>OES</b>	
Engine Air Cleaner	1/5 qt ea	or	or		
Engine Crankcase	1 qt ea	<b>9250</b>	<b>9110</b>		
Oil Can Points					
<b>OES-OIL, Engine, Sub-zero</b>					

NOTES:

1. FOR OPERATION OF EQUIPMENT IN PROTRACTED COLD TEMPERATURES BELOW -10°F. Remove lubricants prescribed in the key for temperatures above -10°F. Clean parts with SOLVENT, dry-cleaning. Relubricate with lubricants specified in the key for temperatures below -10°F.

2. OIL CAN POINTS. Every 50 hours lubricate control and all exposed adjusting threads with OE.

Copy of this Lubrication Order will remain with the equipment at all times; instructions contained herein are mandatory.

BY ORDER OF THE  
SECRETARY OF THE ARMY:

HAROLD K. JOHNSON,  
General, United States Army,  
Chief of Staff

OFFICIAL:

KENNETH G. WICKHAM,  
Major General, United States Army,  
The Adjutant General.

LO 5-4310-227-15 DISTRIBUTION: Active Army: USASA (2); ACS1 (1); DCSLOG (1); CNGB (1); TSG (1); CofEngrs (3); CC-E (1); Dir of Trans (1); CofSpts (1); USAMB (1); USAARTYBD (2); USAARMBD (2); USAIB (2); USAADB (2); USAAESWBD (2); USAAVNBD (2); USCONARC (3); OS Maj Comd (5) except USASETAF (2); USARJ (2); USAMOCOM (2); MDW (1); Armies (2); Corps (2); Div (2); Bde (2); Div Arty (2); Regt/Gp/BG (2); Bn (1); Co (1); Svc Colleges (2); Br Svc Sch (2); USACDCEC (10); USMA (2); GENDEP (10); Engr Dep (10); A Dep (2) except TOAD (1); USA Tml Comd (2); Army Tml (2); Div Engr (2); Dist Engr (2); USAERDL (3); USAMEC (46); Engr Cen (5); USAREUR Engr Proc Cen (2); USAREUR Engr Sup Con Agcy (10); Engr FLDS (2); Ft Knox FLDS (10); Fld Comd, DASA (8); AMS (3); USAREURCOMZ (2); USAC (1); MAAG (1); JBUSMC (1); NG: State AG (3); USAR: Same as Active Army except allowance is one copy to each unit. For explanation of abbreviations used, see AR 320-50.